

2007




环境与社会  
可持续发展报告  
2007




金光集团APP(中国)  
SINAR MAS GROUP-APP CHINA














csr@app.com.cn

www.app.com.cn









115 080	101 335	0	574	13 171
74 336	58 682	0	14 127	1 527
57 175	55 855	0	0	1 320
49 830	49 826	0	0	4
27 824	14	21 085	0	6 725
<b>324 245</b>	<b>265 712</b>	<b>21 085</b>	<b>14 701</b>	<b>22 747</b>





2 000 000	5 293	926
1 250 000	1 598	1 224







1 -




---

---



Three horizontal lines for writing.




Five horizontal lines for writing.



Five horizontal lines for writing.

Eight horizontal lines for writing.



APP (中国) 业务单位	奖励名称	颁发者
金红叶	2006年全国信用企业	苏州工业园区
	江苏省质量诚信企业	江苏省质量监督局
	专利申请大户奖	苏州工业园区管理委员会
海南金海	2006年度洋浦经济开发区财政收入“突出贡献奖”	洋浦经济开发区管理局
	2006年度纳税先进单位	洋浦经济开发区国家税务局
	全国售后服务先进单位	海南省洋浦地方税务局
	海南省质量协会授予“2007年海南省质量管理小组活动优秀企业”	中国质量评价中心
	海南省质量协会授予“全国轻工行业先进集体”荣誉称号	海南省质量协会/海南省总工会/海南省科学技术协会/中国共产主义青年团海南省委员会/中华人民共和国人事部/中国轻工业联合会/中华全国手工业合作总社
	理论传播贡献奖	中共海南省委宣传部/海南省社会科学界联合会/海南省第二届社会科学普及委员会




APP ( )


APP ( )

APP ( )






传桂村文化室









• 促进当地经济发展。

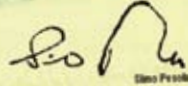
• 积极开展各项环保活动，提高各利益相关方的环境与生态保护意识。

• 结合各项环境方针及法律法规的最新发展，不断更新公司的人工林经营方案。

• It is our aim to bring about tangible economic benefits to the communities for the locations where we are conducting our operation.

• We will proactively participate in activities that promote and raise the awareness of stakeholders in environmental protection and ecological enhancement.

• We shall keep abreast of current and new development in environmental issues, laws & legislation and incorporate them into the company's plantation management plan.

  
Simo Pesola

APP 中国林各管理者代表  
Sinar Mas APP China Forestry Representative



金光集团 APP (中国)

# 营林政策

Sinar Mas APP China Plantation Management Policy

2007年11月  
November 2007



金光集团APP中国本着对社会和环境负责的态度，制定“林浆纸一体化策略”




Sinar Mas APP China strategy for its integrated plantation, pulp and paper link value operations follows into




划，制定企业的短、中、长期经营方案。

complement both the national and local forestry development plans and strategies.

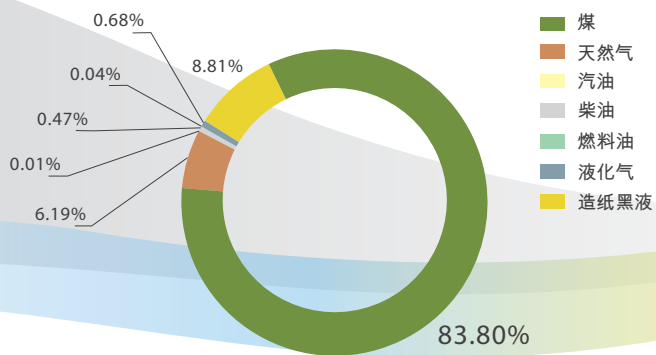
form plan that 性”的化学品。 standard

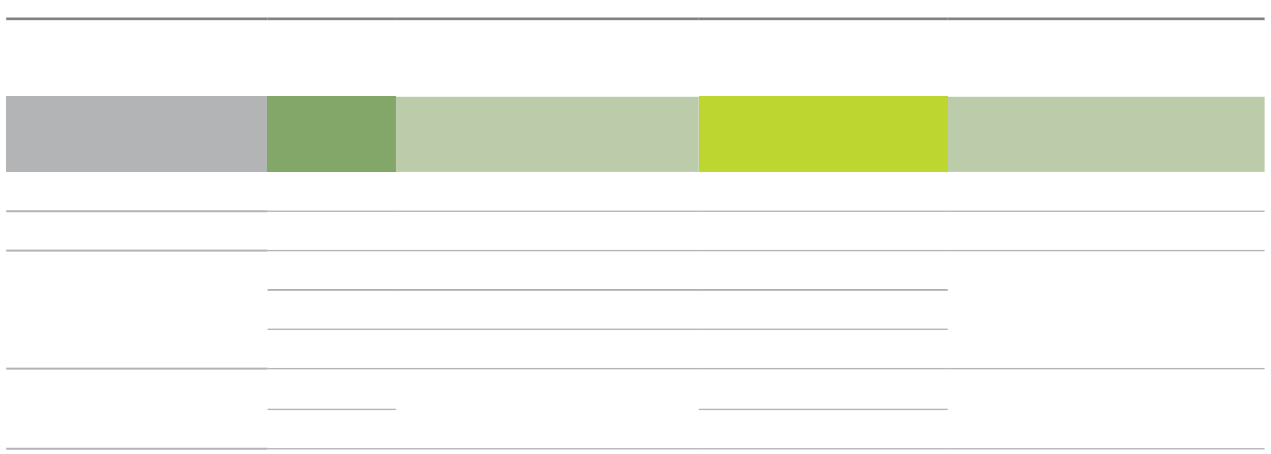
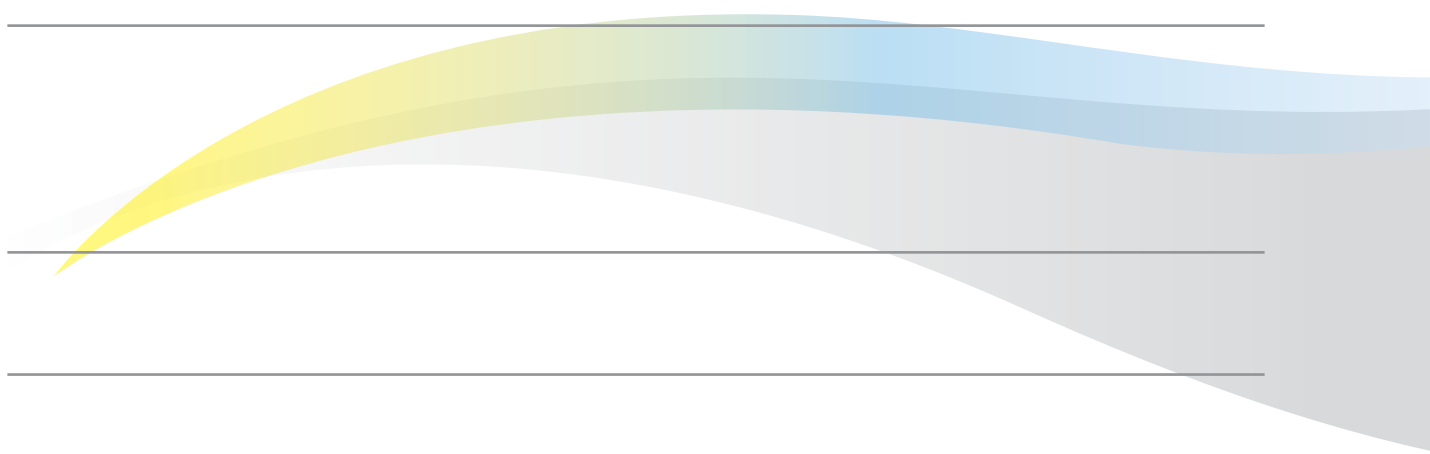








76 163 829	27 373 225	10 710 934	16 715 478	13 869 013	0	7 495 179
5 625 596	2 179 710	0	0	282 862	294 229	2 868 795
13 028	7 048	2 586	3 394	0	0	0
428 495	196 055	25 546	22 188	132 979	11 392	40 335
34 355	0	0	34 355	0	0	0
617 378	355 781	726	0	103 554	157 317	0
8 000 000	0	0	0	0	0	8 000 000
90 882 681	30 111 819	10 739 792	16 775 415	14 388 408	462 938	18 404 309
599 018	0	21	99 317	0	499 680	0
712 282	0	0	0	0	712 282	0
1 311 300	0	21	99 317	0	1 211 962	0








21 440 000	55 804	0	0	0	0
0	9 892 877	12 483 990	9 792 000	1 690 000	35 397 581
0	0	0	0	0	0
0	0	569 538	0	0	0
0	0	1 654 080	0	0	0

**21 440 000      48 681      14 707 608      7 2 000      1 6 0 000      35 3 7 581**  
**2 75 870**




0	0	0	0	0	0
14 670 000	7 877 764	10 298 685	7 241 355	0*	16 593 273
14 670 000	7 877 764	10 298 685	7 241 355	1 302 038	16 593 273

**57 83 115**




6 770 000	2 070 917	4 408 923	2 550 645	387 962	18 804 308
-----------	-----------	-----------	-----------	---------	------------

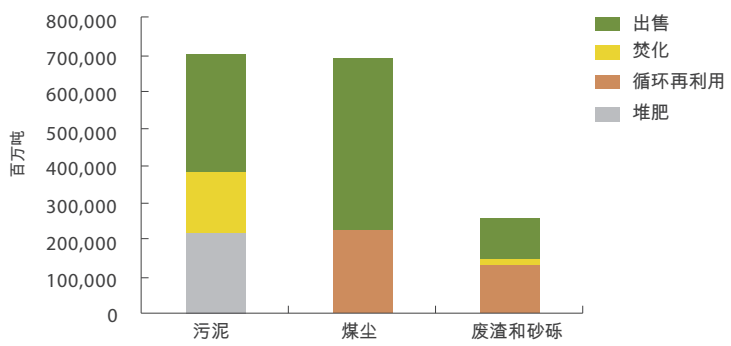
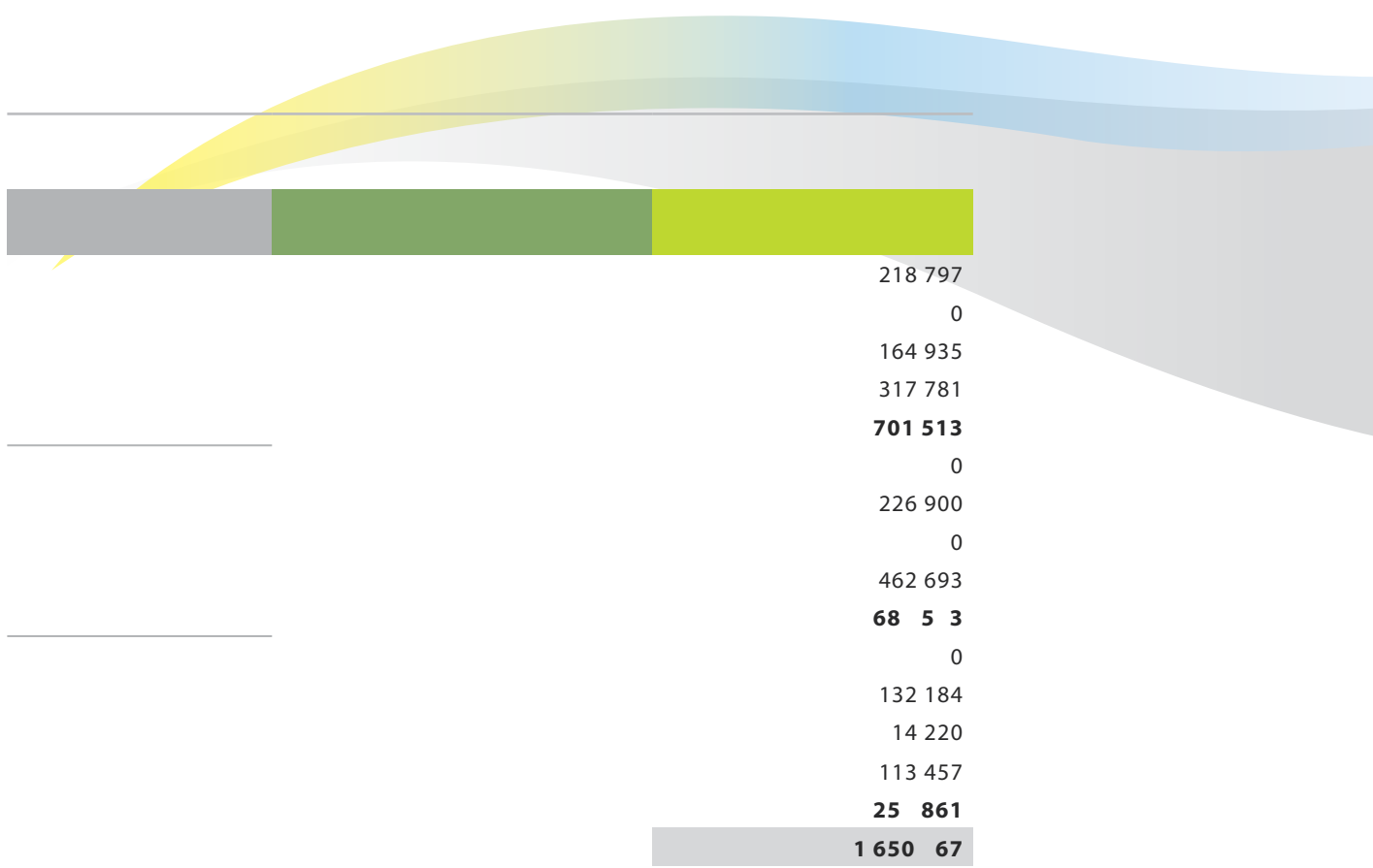
**34 2 755**




---

SO <sub>2</sub> (mg/m <sup>3</sup> )	NO <sub>x</sub> (mg/m <sup>3</sup> )	PM (mg/m <sup>3</sup> )	
894			
415	45	76	
169			






---

---





---

---

---



Management by Olympic System

1994

---

1996

---

1997

MBOS

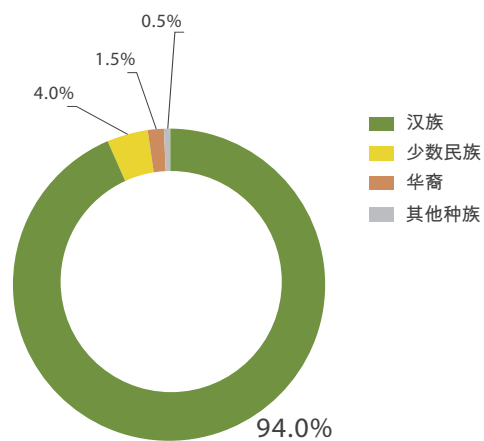
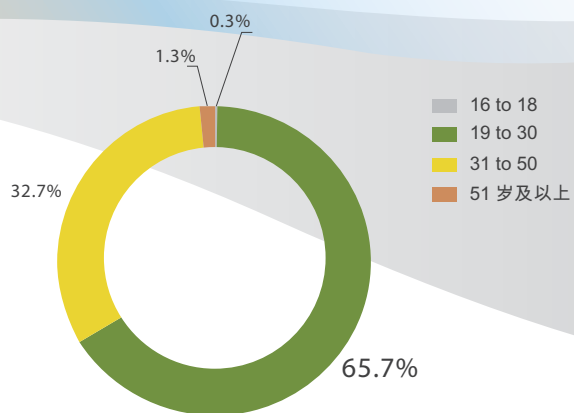
---

2002

KPI

- PPO

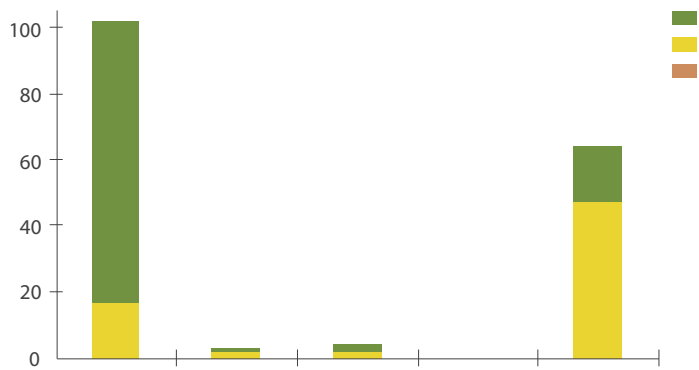





---

	2004
	2004
	2006
	2007
	2007
	2007

	0	17	85	<b>102</b>	0	16	87	<b>103</b>
	0	2	1	<b>3</b>	0	2	1	<b>3</b>
	0	2	2	<b>4</b>	0	2	2	<b>4</b>
	0	0	0	<b>0</b>	0	0	0	
	0	47	17	<b>64</b>	0	22	214	<b>236</b>





---

---

---







100 000  
850 000  
800 000  
1 000 000  
800 000  
1 600 000  
700 000  
300 000  
25 000  
100 000  
109 810  
**6 384 810**

800 000  
10 000  
10 000 000  
1 000 000  
3 000 000  
500 000  
15 000 000  
25 600  
500 000  
200 000  
**31 035 600**

100 000  
220 000  
27 000  
**347 000**


530 000  
520 000  
2 000 000  
300 000  
**3 350 000**

**41 117 410**



	2006	2007
	5,007,149	5,600,000
	499,293	100,806
	632,399	662,843
	797.34	521.26
	11.64	8.83
	2.51	0.65
	83,298,000	92,975,870
	43,217,000	34,992,755
	3,092	3,242
	59,480,000	57,983,115
	11.88	10.35
	1,516,465	1,650,967
	0.303	0.295
	368	138
	0.000074	0.000025
	159	416.21
	0.000032	0.000074
	632,399	662,843
	21.5	21.2
	0	0
	49,998	100,000
	<b>4,277,800</b>	<b>5,407,273</b>


	2006	2007
	18,999	28,974
	10.25	38.6
	25.01	14
	13.22	21.5
	2.06	3.2
	18,049	5,627,464
	217.62	208.55
	2	7
	145	87
	131,401	133,568
	11,519	12,149
	0	0
	0	0
	0	0
	4,568,553	41,117,410
	2,555,553	6,384,810
	82,999	31,035,600
	19,999	347,000
	1,100,002	3,350,000
	<b>21.53</b>	<b>27.1</b>



	1.1	3
<hr/>	1.2	1, 13
	2.1	5
	2.2	8
	2.3	9
	2.4	5
	2.5	5
	2.6	5
	2.7	5
	2.8	5
	2.9	3
<hr/>	2.10	11
	3.1	
	3.2	1
	3.3	1
	3.4	1
	3.5	1
	3.6	5
	3.7	5
	3.8	
	3.9	20
	3.10	
	3.11	
	3.12	39
	3.13	45

GRI

4.1	9
4.2	
4.3	
4.4	14
4.5	
4.6	
4.7	
4.8	10, 16
4.9	15
4.10	
4.11	
4.12	18
4.13	14
4.14	14
4.15	14
4.16	14
4.17	14



EC 1 39

EC 2

EC 3 39

EC 4

---

EC 6 20

EC 7

---

EC 8 34

---

EN 1 39

EN 2 20

---

EN 3 39

EN 4 39

EN 5 21

EN 7 21

---

EN 8 23, 39

EN 10 23

---

EN 11

EN 12 18

---

EN 16 27

EN 17 27

EN 18 24

EN 19

EN 20 24

EN 21 24, 39

EN 22 24, 39

EN 23

---

EN 26 20

EN 27

EN 28	20, 39
HR 4	32, 39
HR 5	32
HR 6	32
HR 7	32
LA 1	5
LA 2	
LA 4	
LA 5	
LA 7	32, 49
LA 8	32
LA 10	
LA 11	4
LA 13	32, 40
PR 1	
PR 3	
PR 6	
PR 9	39
SO 1	15
SO 2	10
SO 3	10
SO 4	
SO 5	10
SO 8	10, 39





Samy 12

2012











金光集团APP(中国)

SINAR MAS GROUP - APP CHINA

上海市延安东路222号8-9楼

(021) 6335-2299

<http://www.app.com.cn>



· 11 ( )